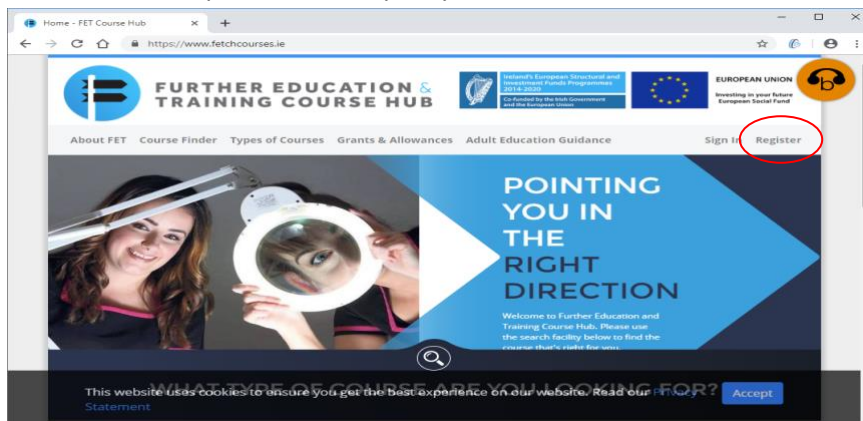


Join FETCH using a Mobile Number (Ireland Only)

1. You will need a mobile phone registered in Ireland, this phone will need to be on your person, charged, and in credit
 - a. During the registration process a text message will be sent and on receipt you will need to enter the confirmation code in order to validate your account
2. Seek assistance if you have joined FETCH previously and you cannot access your account
 - a. Do not create another FETCH account. A password reset facility is available
3. Open an Internet browser application and go to www.fetchcourses.ie
 - a. Review and accept the website policy on cookies

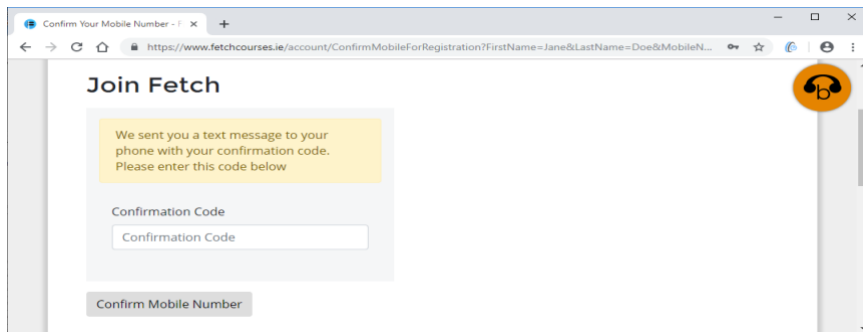


4. Click the 'Register' link (circled above) which is located near the top right of the browser window to load the 'Join Fetch' page, shown below
5. Select the 'Mobile Number (Ireland Only)' option and enter your mobile number (e.g. 0871234567)
 - a. Please take particular care to ensure that your mobile number is correctly entered
 - b. The mobile number entered will act as your FETCH account username when you sign-in again to your newly created account

- c. Enter your first and last names in the available textboxes
- d. You must now choose/create a password
 - i. Remember your password in order to sign-in again to your FETCH account
 - ii. Note a minimum of 6 characters is required
 - iii. Uppercase and lowercase characters along with either digits and/or symbols are required when creating a password
 - iv. Password guides suggest using a password phrase that is difficult to guess

Join FETCH using a Mobile Number (Ireland Only)

- e. You will need to re-enter the same password for confirmation purposes in the 'Confirm your Password' textbox
 - f. Click on the 'I'm not a robot' checkbox and complete the requested task/s
 - i. Note that none, one or more task screens may be presented
 - g. Review the site 'Terms and Conditions' and accept
 - h. Now click on the 'Register' button to create your new FETChaccount
6. A 'Confirm Mobile Screen' page now appears advising that a text message has been sent to your mobile number containing a confirmation code for you to validate your account
- a. You may need to allow a few minutes for this text message to arrive on your phone.



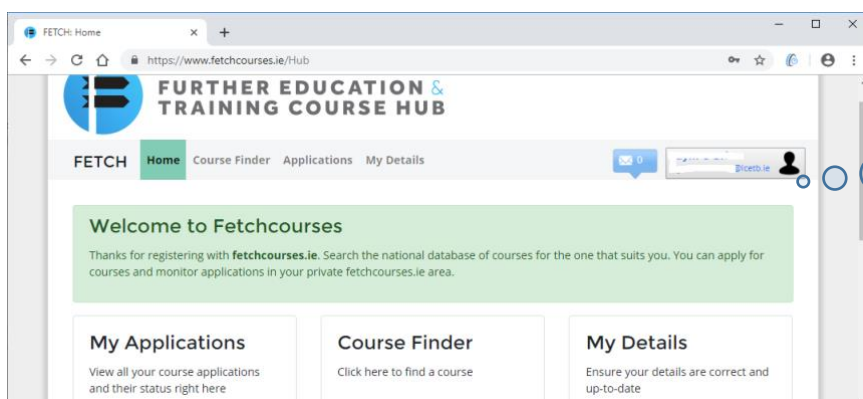
- b. On receipt, open the text message and use the code to confirm your mobile number above



- c. A confirmation message similar to below may be displayed. Click the 'Open FETCh' button to open your account



- d. Or go to www.fetchcourses.ie and click the 'Sign-In' link to open your account



Don't forget to Sign-Out when finished!